

名古屋

(ウイヘルト地震計)

	▽	⌊	∩
N-S	80	40	56
E-W	83	40	56
U-D	71	37	71


S



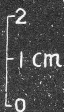
N

1 min


E



W



D



U

1 min